
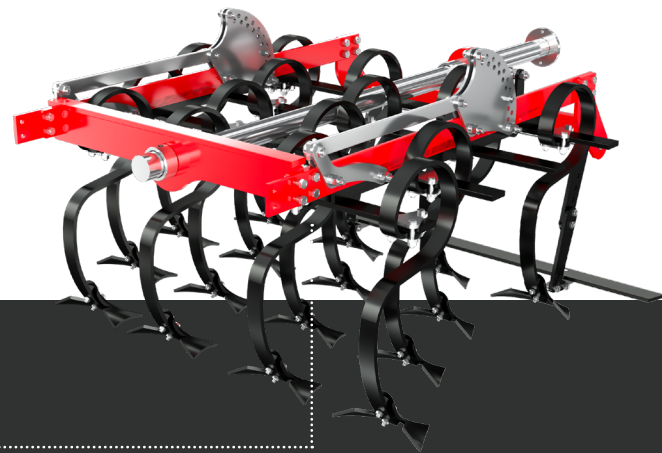


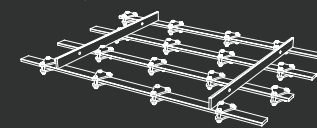

CULTIVATOR



KOMPAKTO



180 DEGREES MOVEMENT
Each battery can work on lands with slopes of up to 180 degrees due to its specially designed system.




STEEL SHEET BAR BATTERY

The chassis to which the legs are attached, which we call the battery, is entirely made of steel sheet bars.




IMPORTED LEGS

Euro Zappa and Bianchi brand legs are used. We use locks, in other words, double legs, which are important in terms of lifespan and usability.



STANDARD FEATURES



IMPORTED LEGS

Euro Zappa and Bianchi brand legs are used. We use locks, in other words, double legs, which are important in terms of lifespan and usability.




HEAVY DOUBLE CROSSKILL ROLLER

Crosskill rollers are equipped with a pointed paddle placed between double-row discs. These paddle tips perform a partial operation by cutting the soil surface. Crosskill rollers flatten the soil, tear weeds and plant residues, and enable the soil to get more air. Additionally, they increase water retention capacity by compacting the soil and enable the soil to absorb water better.

FIELD-FLEX MECHANISM

The Field-Flex mechanism maintains consistent processing depth across the full width of the machine. This system is achieved by independently suspending 2 or 3-meter wide individual sections with traction arms at the front and contour arms at the rear attached to the side frames. As a result, the designated processing depth is fixed and it is ensured that the soil profile is uniformly processed across the entire width.



OPTIONAL FEATURES




SHOVEL

It is preferred for light and medium-weight soils.



SWEEP


It is preferred for heavy and partially hardened soils. It is often used for partial cutting operations.



KOMPAKTO

S E R I E S

CULTIVATOR



MODEL	Number of Legs	Working Depth	Working Width	Total Width	Weight	HP
KOMPAKTO 8000	12	2-12	8000	3000	7700	210-265
KOMPAKTO 10000	84	2-12	10000	3000	9500	270-335
KOMPAKTO 12000	96	2-12	12000	3000	11500	325-400

MODEL	Number of Legs	Working Width (mm)	Road Width (mm)	Weight (KG)	Required Power (HP)
KOMPAKTO JR 3000	32	3000	3000	1100	70-90
KOMPAKTO JR 4500	48	4500	3000	1850	90-120
KOMPAKTO JR 6000	64	6000	3000	2650	120-150
KOMPAKTO JR 9000	96	9000	3000	3850	200-280

